



K.V.R. Shinde Shikshan Sanstha's

**Shivraj College of Arts, Commerce & D.S.Kadam
Science College, Gadhinglaj. Dist. Kolhapur
(Maharashtra) 416502**

Criterion : 2 Teaching Learning and Evaluation

2.7. Student Satisfaction Survey

2.7.1. Student Satisfaction Survey (SSS) on overall institutional performance (Institution may design its own questionnaire) (results and details need to be provide as a webbing)

Shivraj College of Arts, Commerce and D. S. Kadam Science College, Gadhinglaj.

STUDENTS SATISFACTION SURVEY


Year 2022-23



We have taken online students satisfaction survey (SSS) about the overall institutional performance of the college. The questionnaire of SSS consists of 21 questions. For this student satisfaction survey 1800 students responded. The analysis of response is as follows.

STUDENTS SATISFACTION SURVEY

Question No.	Option 1	Option 2	Option 3	Option 4	Option 5	Total Response
1	222	434	582	566	-	1804
2	1165	493	146	-	-	1804
3	1180	556	68	-	-	1804
4	606	709	439	33	17	1804
5	999	518	111	176	-	1804
6	1102	574	83	45	-	1804
7	906	791	107	-	-	1804
8	705	960	139	-	-	1804
9	240	151	347	834	232	1804
10	1015	602	146	41	-	1804
11	954	653	146	51	-	1804
12	1039	583	149	33	-	1804
13	989	535	202	78	-	1804
14	972	619	141	72	-	1804
15	274	154	407	800	169	1804
16	629	803	314	58	-	1804
17	225	174	315	836	254	1804
18	853	608	284	59	-	1804
19	520	818	466	-	-	1804
20	231	135	319	859	260	1804


Shri. K. J. Adate
Co-ordinator
IQAC

Shivraj College, Gadhinglaj


Dr. S. M. Kadam
PRINCIPAL
Shivraj College of Arts, Commerce
& D. S. Kadam Science College,
Gadhinglaj, Dist. Kolhapur.



Students Satisfaction Survey

Questions:

1. How much of the syllabus was covered in the class?

- A. 40 TO 54 B. 55 TO 74 C. 75 TO 84 D. 85 TO 100

2. How well did the teachers prepare for the classes?

- A. Satisfactorily B. Thoroughly C. Poorly

3. How well were the teachers able to communicate?

- A. Always effective B. Sometimes effective C. Never

4. The teacher's approach to teaching can best be described as

- A. Always effective B. Sometimes effective C. Never

5. Fairness of the internal evaluation process by the teachers.

- A. Always Fair B. Usually Fair C. Usually Unfair D. Sometimes fair

6. Was your performance in assignments discussed with you?

- A. Every Time B. Sometime C. Usually D. Never

7. The institute takes active interest in promoting internship, student exchange, field visit opportunities for students.

- A. Regularly B. Sometime C. Often

8. The teaching and mentoring process in your institution facilitates you in cognitive, social and emotional growth.

- A. Significantly B. Very Well C. Moderately

9. The institution provides multiple opportunities to learn and grow.

- A. Strongly Agree B. Agree C. Neutral D. Disagree E. Strongly disagree

10. Teachers inform you about your expected competencies, course outcomes and program outcomes.

- A. Every Time B. Sometimes C. Usually D. Never



11. Your mentor does a necessary follow-up with an assigned task to you.

- A. Every Time B. Sometimes C. Usually D. Never

12. The teachers illustrate the concepts through examples and applications.

- A. Every Time B. Sometimes C. Usually D. Never

13. The teachers identify your strengths and encourage you with providing right level of challenges.

- A. Fully B. Reasonably C. Slightly D. Partially

14. Teachers are able to identify your weaknesses and help you to overcome them.

- A. Every Time B. Sometimes C. Usually D. Never

15. The institution makes effort to engage students in the monitoring, review and continuous quality improvement of the teaching learning process.

- A. Strongly Agree B. Agree C. Neutral D. Disagree E. Strongly disagree

16. The institute/ teachers use student centric methods, such as experiential learning, participative learning and problem - solving methodologies for enhancing learning experiences.

- A. Moderate B. To A great extent C. Very Little D. Some What

17. Teachers encourage you to participate in extracurricular activities.

- A. Strongly Agree B. Agree C. Neutral D. Disagree E. Strongly disagree

18. Efforts are made by the institute/ teachers to inculcate soft skills, life skills and memo ability skills to make you ready for the world of work.

- A. Moderate B. To A great extent C. Very Little D. Some What

19. What percentage of teachers use ICT tools such as LCD projector, Multimedia, etc. while teaching.

- A. Above 90 % B. 70-89 % C. 50-69 %

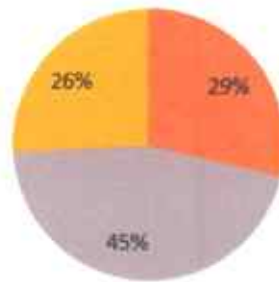
20. The overall quality of teaching-learning process in your institute is very good.

- A. Strongly Agree B. Agree C. Neutral D. Disagree E. Strongly disagree

21. Give three observation / suggestions to improve the overall teaching – learning experience in your institution.

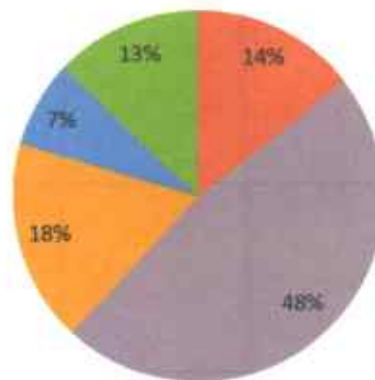
19. What percentage of teachers use ICT tools such as LCD projector, Multimedia, etc. while teaching.

- Above 90 %
- 70-89 %
- 50-69 %



20. The overall quality of teaching-learning process in your institute is very good.

- Strongly Agree
- Agree
- Neutral
- Disagree
- Strongly disagree



■ 17. Teachers encourage you to participate in extracurricular activities.

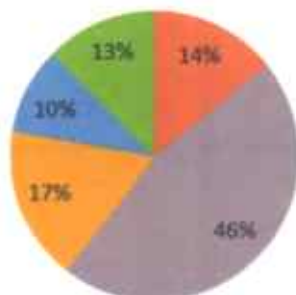
■ Strongly Agree

■ Agree

■ Neutral

■ Disagree

■ Strongly disagree



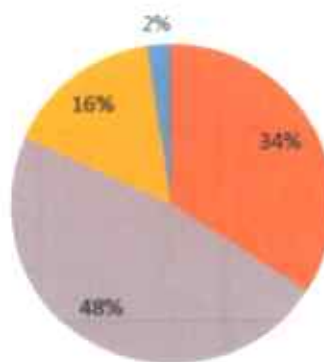
■ 18. Efforts are made by the institute/ teachers to inculcate soft skills, life skills and memorability skills to make you ready for the world of work

■ Moderate

■ To A great extent

■ Very Little

■ Some What



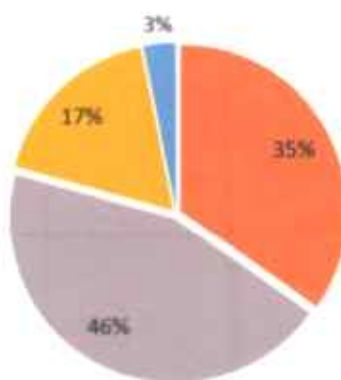
15. The institution makes effort to engage students in the monitoring, review and continuous quality improvement of the teaching learning process.

- Strongly Agree
- Agree
- Neutral
- Disagree
- Strongly disagree



16. The institute/ teachers use student centric methods, such as experiential learning, participative learning and problem solving methodologies for enhancing learning experiences.

- Moderate
- To A great extent
- Very Little
- Some What



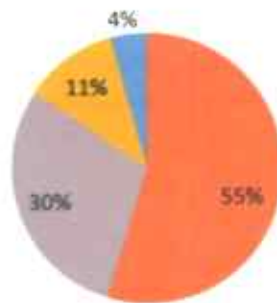
■ 13. The teachers identify your strengths and encourage you with providing right level of challenges

■ Fully

■ Reasonably

■ Slightly

■ Partially



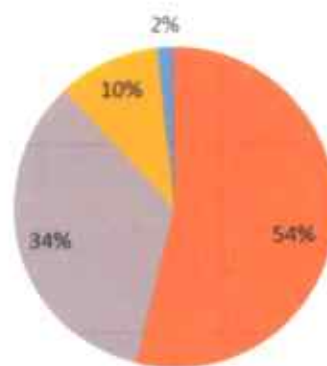
■ 14 Teachers are able to identify your weaknesses and help you to overcome them.

■ Every Time

■ Sometimes

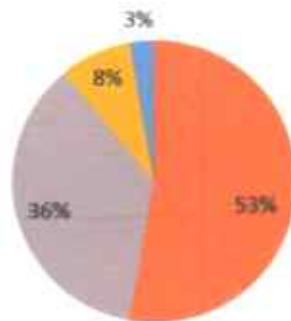
■ Usually

■ Never



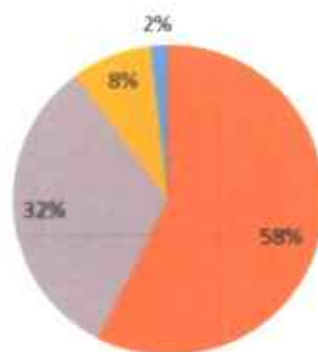
11. Your mentor does a necessary follow-up with an assigned task to you.

- Every Time
- Sometimes
- Usually
- Never



12. The teachers illustrate the concepts through examples and applications.

- Every Time
- Sometimes
- Usually
- Never



■ 9. The institution provides multiple opportunities to learn and grow

■ Strongly Agree

■ Agree

■ Neutral

■ Disagree

■ Strongly disagree



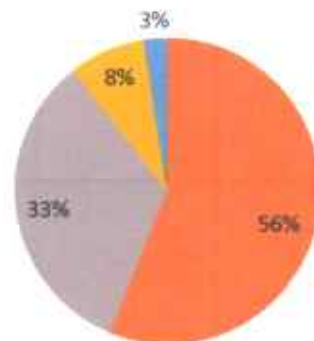
■ 10. Teachers inform you about your expected competencies, course outcomes and program outcomes.

■ Every Time

■ Sometimes

■ Usually

■ Never

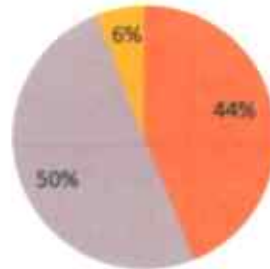


■ 7 The institute takes active interest in promoting internship, student exchange, field visit opportunities for students.

■ Regularly

■ Sometime

■ Often

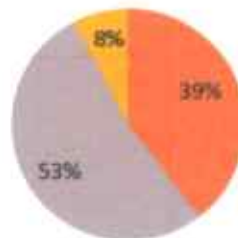


■ 8 The teaching and mentoring process in your institution facilitates you in cognitive, social and emotional growth.

■ Significantly

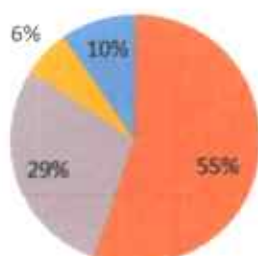
■ Very Well

■ Moderately



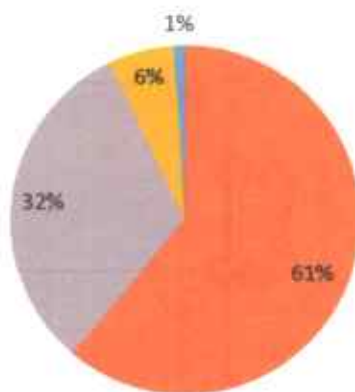
■ 5. Fairness of the internal evaluation process by the teachers.

- Always Fair
- Usually Fair
- Usually Unfair
- Sometimes fair



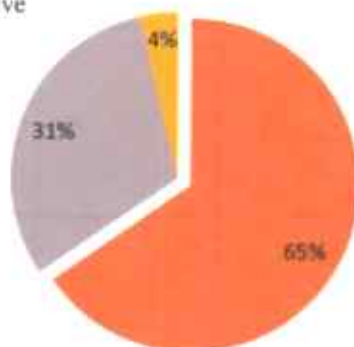
■ 6. Was your performance in assignments discussed with you?

- Every Time
- Sometime
- Usually
- Never



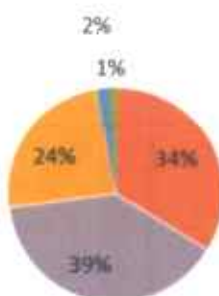
3. How well were the teachers able to communicate?

- Always effective
- Sometimes effective
- Never



4. The teacher's approach to teaching can best be described as

- Excellent
- Very good
- Good
- Fair
- Poor



Students Satisfaction Survey

Analysis Report 2022-23

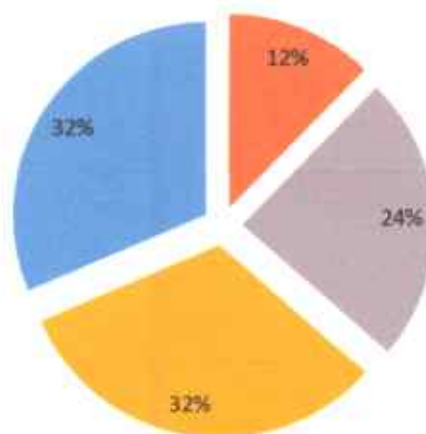
1. How much of the syllabus was covered in the class?

40 TO 54

55 TO 74

75 TO 84

85 TO 100

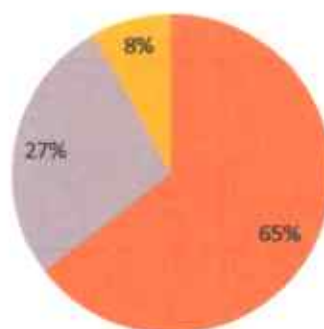


2. How well did the teachers prepare for the classes?

Satisfactorily

Thoroughly

Poorly



Co-ordinator
IQAC
Shivraj College, Gadhinglaj

Principal
Shivraj College of Arts, Commerce,
& Science College,
Gadhinglaj, (Dist. Kolhapur)